

Consumer Spending Report

145 Walker Pky, Fayetteville, GA 30214

Building Type: **General Retail**
 Secondary: **Auto Repair**
 GLA: **4,342 SF**
 Year Built: **1980**
 Total Available: **0 SF**
 % Leased: **100%**
 Rent/SF/Yr: -



2015 Annual Spending (\$000s)	1 Mile	3 Mile	5 Mile
Total Specified Consumer Spending	\$18,969	\$271,937	\$852,055
Total Apparel	\$1,024	\$15,551	\$51,730
Women's Apparel	430	6,399	20,524
Men's Apparel	223	3,231	10,430
Girl's Apparel	70	1,164	4,243
Boy's Apparel	49	808	2,940
Infant Apparel	37	626	2,287
Footwear	215	3,323	11,306
Total Entertainment & Hobbies	\$1,406	\$20,272	\$62,024
Entertainment	236	3,430	10,336
Audio & Visual Equipment/Service	700	10,378	32,757
Reading Materials	63	821	2,151
Pets, Toys, & Hobbies	406	5,643	16,780
Total Food and Alcohol	\$4,582	\$66,614	\$210,165
Food At Home	2,562	37,452	120,965
Food Away From Home	1,765	25,557	78,649
Alcoholic Beverages	255	3,605	10,551
Total Household	\$2,602	\$36,925	\$114,323
House Maintenance & Repair	591	7,839	24,465
Household Equip & Furnishings	1,032	14,913	46,416
Household Operations	735	10,652	33,004
Housing Costs	245	3,521	10,437

Consumer Spending Report

145 Walker Pky, Fayetteville, GA 30214

2015 Annual Spending (000s)	1 Mile	3 Mile	5 Mile
Total Transportation/Maint.	\$5,779	\$82,599	\$262,414
Vehicle Purchases	2,161	29,721	93,902
Gasoline	2,645	38,759	125,440
Vehicle Expenses	121	1,756	4,955
Transportation	289	4,289	12,897
Automotive Repair & Maintenance	563	8,073	25,221
Total Health Care	\$1,047	\$13,774	\$39,901
Medical Services	524	6,976	20,356
Prescription Drugs	419	5,384	15,393
Medical Supplies	104	1,414	4,152
Total Education/Day Care	\$1,074	\$15,674	\$48,146
Education	730	10,758	33,618
Fees & Admissions	345	4,916	14,528

Daytime Employment Report

1 Mile Radius

145 Walker Pky, Fayetteville, GA 30214

Building Type: **General Retail**
 Secondary: **Auto Repair**
 GLA: **4,342 SF**
 Year Built: **1980**

Total Available: **0 SF**
 % Leased: **100%**
 Rent/SF/Yr: **-**



Business Employment by Type	# of Businesses	# Employees	#Emp/Bus
Total Businesses	510	5,077	10
Retail & Wholesale Trade	154	2,385	15
Hospitality & Food Service	34	1,073	32
Real Estate, Renting, Leasing	25	127	5
Finance & Insurance	35	173	5
Information	13	81	6
Scientific & Technology Services	36	115	3
Management of Companies	1	3	3
Health Care & Social Assistance	53	324	6
Educational Services	5	33	7
Public Administration & Sales	0	0	0
Arts, Entertainment, Recreation	12	109	9
Utilities & Waste Management	18	87	5
Construction	31	191	6
Manufacturing	15	89	6
Agriculture, Mining, Fishing	1	5	5
Other Services	77	282	4

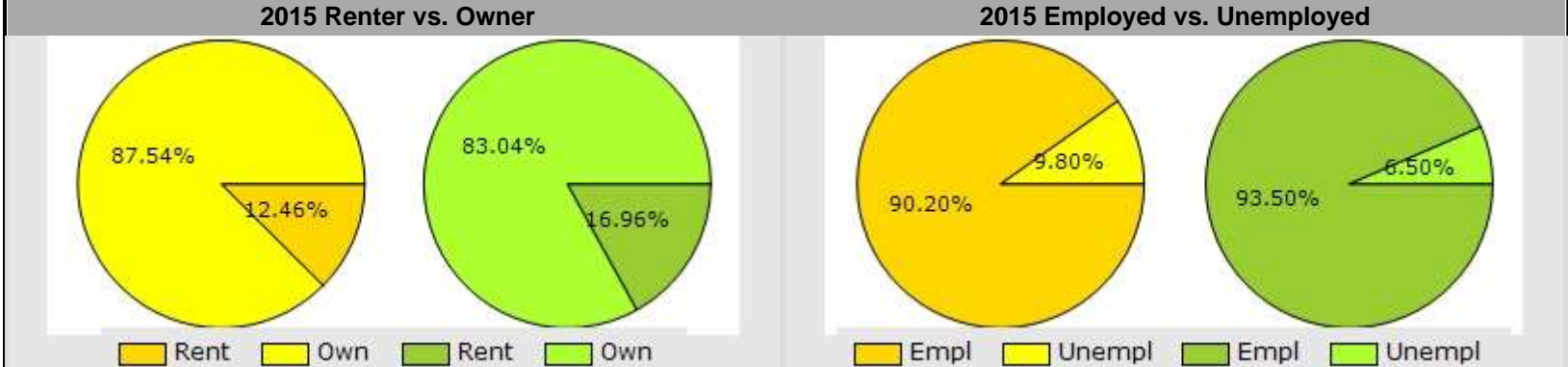
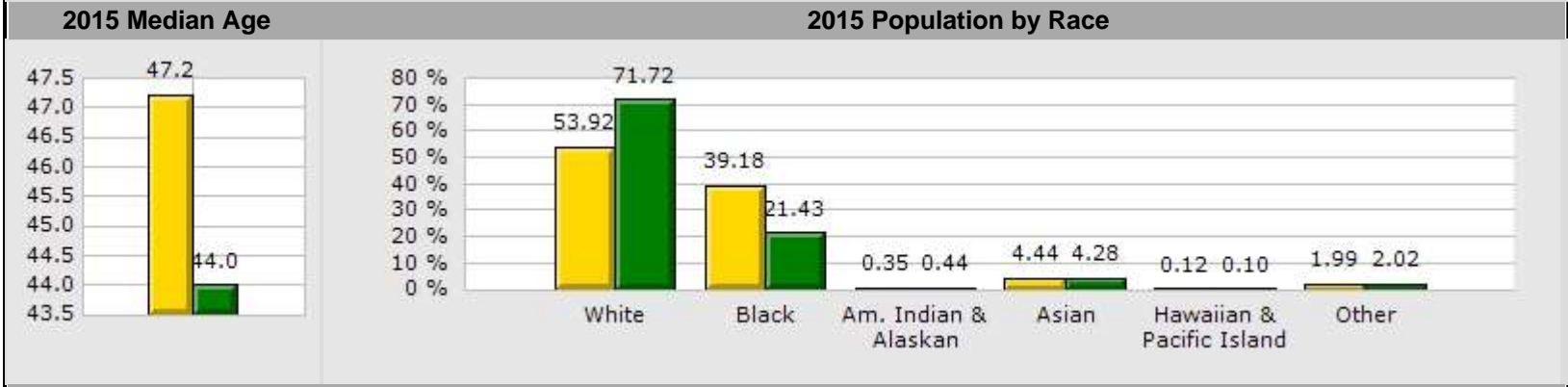
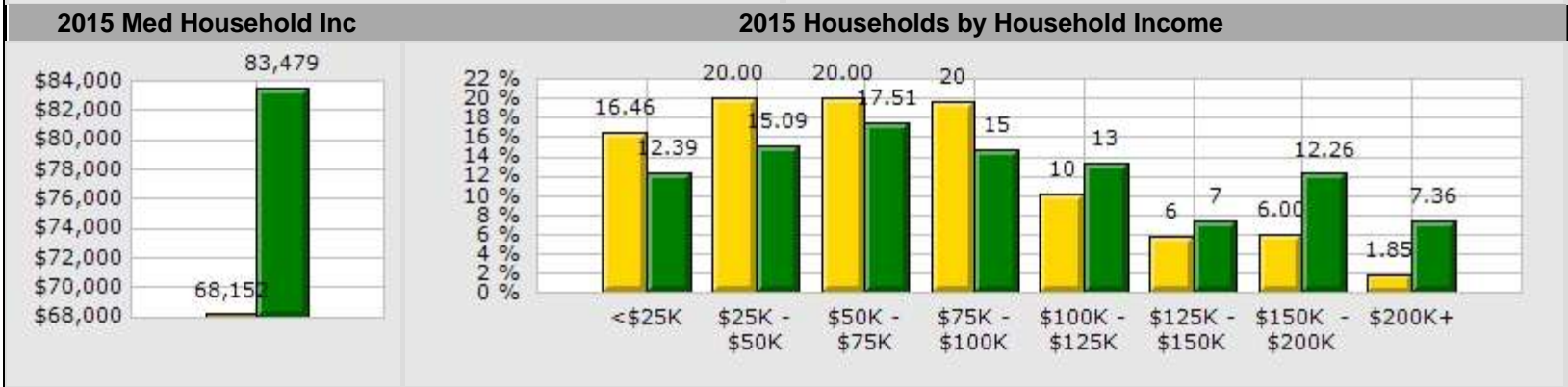
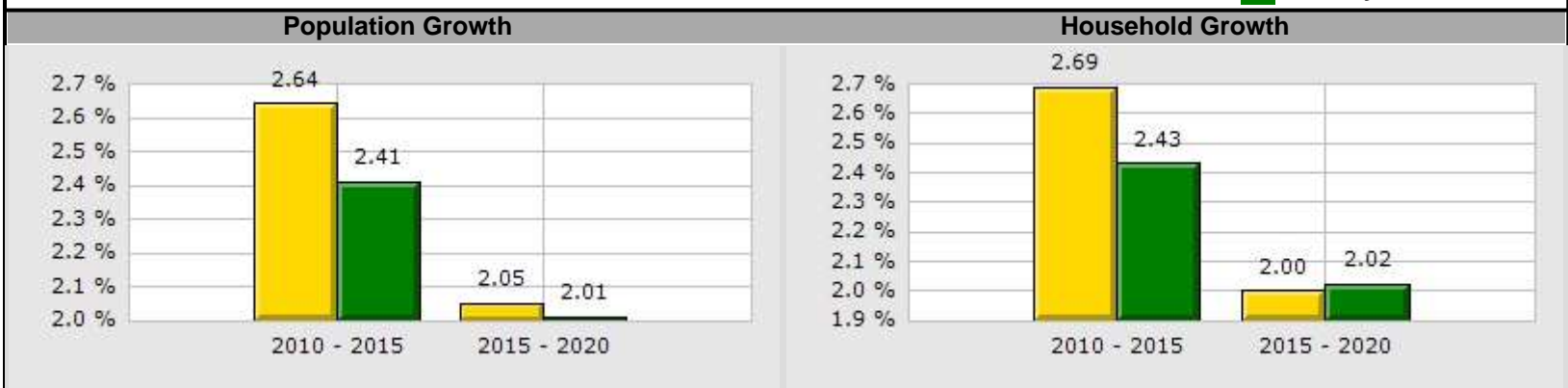
Demographic Market Comparison Report

1 mile radius

145 Walker Pky, Fayetteville, GA 30214

Type: **Retail/Auto Repair**
 County: **Fayette**

■ 1 Mile
■ County



Demographic Market Comparison Report

1 mile radius

145 Walker Pky, Fayetteville, GA 30214

Type: **Retail/Auto Repair**
 County: **Fayette**

	1 Mile		County	
Population Growth				
Growth 2010 - 2015	2.64%		2.41%	
Growth 2015 - 2020	2.05%		2.01%	
Empl	810	90.20%	53,892	93.50%
Unempl	88	9.80%	3,749	6.50%
2015 Population by Race				
	1,710		109,136	
White	922	53.92%	78,268	71.72%
Black	670	39.18%	23,393	21.43%
Am. Indian & Alaskan	6	0.35%	485	0.44%
Asian	76	4.44%	4,670	4.28%
Hawaiian & Pacific Island	2	0.12%	114	0.10%
Other	34	1.99%	2,206	2.02%
Household Growth				
Growth 2010 - 2015	2.69%		2.43%	
Growth 2015 - 2020	2.00%		2.02%	
Renter Occupied	81	12.46%	6,632	16.96%
Owner Occupied	569	87.54%	32,462	83.04%
2015 Households by Household Income				
	650		39,094	
Income <\$25K	107	16.46%	4,845	12.39%
Income \$25K - \$50K	130	20.00%	5,900	15.09%
Income \$50K - \$75K	130	20.00%	6,844	17.51%
Income \$75K - \$100K	128	19.69%	5,773	14.77%
Income \$100K - \$125K	66	10.15%	5,195	13.29%
Income \$125K - \$150K	38	5.85%	2,867	7.33%
Income \$150K - \$200K	39	6.00%	4,791	12.26%
Income \$200K+	12	1.85%	2,879	7.36%
2015 Med Household Inc	\$68,152		\$83,479	
2015 Median Age	47.20		44.00	

Demographic Summary Report

145 Walker Pky, Fayetteville, GA 30214

Building Type: **General Retail** Total Available: **0 SF**
 Secondary: **Auto Repair** % Leased: **100%**
 GLA: **4,342 SF** Rent/SF/Yr: **-**
 Year Built: **1980**



Radius	1 Mile	3 Mile	5 Mile
Population			
2020 Projection	1,746	26,942	94,939
2015 Estimate	1,711	26,394	92,858
2010 Census	1,667	25,852	91,138
Growth 2015 - 2020	2.05%	2.08%	2.24%
Growth 2010 - 2015	2.64%	2.10%	1.89%
2015 Population by Hispanic Origin	95	1,418	8,166
2015 Population	1,711	26,394	92,858
White	922 53.89%	11,370 43.08%	31,506 33.93%
Black	671 39.22%	13,137 49.77%	55,799 60.09%
Am. Indian & Alaskan	6 0.35%	100 0.38%	467 0.50%
Asian	76 4.44%	1,159 4.39%	3,047 3.28%
Hawaiian & Pacific Island	2 0.12%	32 0.12%	100 0.11%
Other	34 1.99%	595 2.25%	1,940 2.09%
U.S. Armed Forces	3	44	163
Households			
2020 Projection	663	10,182	32,856
2015 Estimate	650	9,974	32,141
2010 Census	633	9,767	31,559
Growth 2015 - 2020	2.00%	2.09%	2.22%
Growth 2010 - 2015	2.69%	2.12%	1.84%
Owner Occupied	569 87.54%	7,525 75.45%	23,690 73.71%
Renter Occupied	81 12.46%	2,450 24.56%	8,451 26.29%
2015 Households by HH Income	650	9,974	32,138
Income: <\$25,000	107 16.46%	2,008 20.13%	7,304 22.73%
Income: \$25,000 - \$50,000	130 20.00%	2,258 22.64%	7,876 24.51%
Income: \$50,000 - \$75,000	130 20.00%	1,880 18.85%	6,044 18.81%
Income: \$75,000 - \$100,000	128 19.69%	1,611 16.15%	4,611 14.35%
Income: \$100,000 - \$125,000	66 10.15%	966 9.69%	2,710 8.43%
Income: \$125,000 - \$150,000	38 5.85%	452 4.53%	1,321 4.11%
Income: \$150,000 - \$200,000	39 6.00%	614 6.16%	1,654 5.15%
Income: \$200,000+	12 1.85%	185 1.85%	618 1.92%
2015 Avg Household Income	\$76,062	\$71,331	\$66,820
2015 Med Household Income	\$68,152	\$59,958	\$53,730

Demographic Trend Report

1 Mile Radius

145 Walker Pky, Fayetteville, GA 30214

Building Type: **General Retail**
 Secondary: **Auto Repair**
 GLA: **4,342 SF**
 Year Built: **1980**

Total Available: **0 SF**
 % Leased: **100%**
 Rent/SF/Yr: **-**



Description	2010	2015	2020
Population	1,667	1,711	1,746
Age 0 - 4	68 4.08%	73 4.27%	87 4.98%
Age 5 - 9	94 5.64%	84 4.91%	83 4.75%
Age 10 - 14	116 6.96%	105 6.14%	92 5.27%
Age 15 - 19	129 7.74%	121 7.07%	107 6.13%
Age 20 - 24	82 4.92%	108 6.31%	114 6.53%
Age 25 - 29	61 3.66%	80 4.68%	104 5.96%
Age 30 - 34	62 3.72%	70 4.09%	87 4.98%
Age 35 - 39	81 4.86%	73 4.27%	77 4.41%
Age 40 - 44	110 6.60%	92 5.38%	81 4.64%
Age 45 - 49	134 8.04%	112 6.55%	95 5.44%
Age 50 - 54	144 8.64%	128 7.48%	112 6.41%
Age 55 - 59	147 8.82%	139 8.12%	126 7.22%
Age 60 - 64	151 9.06%	139 8.12%	133 7.62%
Age 65 - 69	108 6.48%	131 7.66%	131 7.50%
Age 70 - 74	69 4.14%	102 5.96%	116 6.64%
Age 75 - 79	51 3.06%	68 3.97%	88 5.04%
Age 80 - 84	32 1.92%	43 2.51%	57 3.26%
Age 85+	26 1.56%	41 2.40%	57 3.26%
Age 15+	1,387 83.20%	1,447 84.57%	1,485 85.05%
Age 20+	1,258 75.46%	1,326 77.50%	1,378 78.92%
Age 65+	286 17.16%	385 22.50%	449 25.72%
Median Age	46	47	47
Average Age	42.10	43.50	44.30
Population By Race	1,667	1,711	1,746
White	933 55.97%	922 53.89%	942 53.95%
Black	626 37.55%	671 39.22%	684 39.18%
Am. Indian & Alaskan	5 0.30%	6 0.35%	6 0.34%
Asian	69 4.14%	76 4.44%	78 4.47%
Hawaiian & Pacific Islander	2 0.12%	2 0.12%	2 0.11%
Other	30 1.80%	34 1.99%	34 1.95%

Demographic Trend Report

1 Mile Radius

145 Walker Pky, Fayetteville, GA 30214

Description	2010	2015	2020
Population by Race (Hispanic)	84	96	98
White	69 82.14%	77 80.21%	80 81.63%
Black	9 10.71%	10 10.42%	11 11.22%
Am. Indian & Alaskan	1 1.19%	1 1.04%	1 1.02%
Asian	1 1.19%	2 2.08%	2 2.04%
Hawaiian & Pacific Islander	0 0.00%	0 0.00%	0 0.00%
Other	4 4.76%	5 5.21%	5 5.10%
Household by Household Income	632	650	664
<\$25,000	95 15.03%	107 16.46%	112 16.87%
\$25,000 - \$50,000	151 23.89%	130 20.00%	128 19.28%
\$50,000 - \$75,000	118 18.67%	130 20.00%	134 20.18%
\$75,000 - \$100,000	105 16.61%	128 19.69%	135 20.33%
\$100,000 - \$125,000	95 15.03%	66 10.15%	61 9.19%
\$125,000 - \$150,000	45 7.12%	38 5.85%	37 5.57%
\$150,000 - \$200,000	14 2.22%	39 6.00%	44 6.63%
\$200,000+	9 1.42%	12 1.85%	13 1.96%
Average Household Income	\$71,467	\$76,062	\$76,783
Median Household Income	\$59,858	\$68,152	\$68,823

Traffic Count Report

145 Walker Pky, Fayetteville, GA 30214

Building Type: **General Retail**
 Secondary: **Auto Repair**
 GLA: **4,342 SF**
 Year Built: **1980**
 Total Available: **0 SF**
 % Leased: **100%**
 Rent/SF/Yr: **-**



Street	Cross Street	Cross Str Dist	Count Year	Avg Daily Volume	Volume Type	Miles from Subject Prop
1 Pine Trail Rd	Huntington Ct	0.25 W	2014	903	MPSI	.54
2 New Hope Rd	Argonne Dr	0.02 NW	2011	6,659	MPSI	.83
3 New Hope Rd	Argonne Dr	0.01 SE	2014	5,187	MPSI	.83
4 W Fayetteville Rd	Creek Wood Trl	0.02 N	2014	17,381	MPSI	.98